


HEINE binocular loupes set standards for innovative optics combined with high-tech materials and production techniques. A wide range of applications in many disciplines: General Medicine, Dermatology, minor and some major Surgery, Plastic Surgery, Neuro-Surgery, ENT, Ophthalmology, Veterinary Medicine, Dentistry etc. The use of magnifying loupes will increase your visual acuity and reduce eye strain. Careful selection of working distance and correct viewing angle will avoid back and neck strain by allowing a comfortable working position.

Three easy steps to select your HEINE binocular loupe:

1. Simply select the lowest magnification that will meet your needs. The lower the magnification, the larger the field of view, and the easier the loupe will be to use.
2. Then determine your working distance, which will also automatically determine your field of view. To determine your working distance assume a comfortable, posture-correct position for the intended loupe application and determine the distance between your eyes and your working area. Using the chart below, match this distance with the nearest nominal working distance option shown beside the magnification you chose. Note: The closer the loupes are to the eyes, the larger the field-of-view.
3. Finally, select your preferred mounting option, Spectacle Frame or Headband. All options offer the user flexibility and adaptability for precise optical position, alignment and performance.



without magnification



2.5x/340mm, field of view 90mm
(field of view up to 180mm)



6x/340mm, field of view 40mm

HEINE Binocular Loupes: Specifications


Magnification	Nominal Working distance	Field of view**	Depth of field*
HR: Recommended for general medicine, minor surgery and hygienists.			
2x	250 mm	90 mm	80 mm
2x	340 mm	130 mm	130 mm
2x	420 mm	190 mm	200 mm
2x	520 mm	250 mm	290 mm
HR: Recommended for surgical and dental use.			
2.5x	250 mm	60 mm	60 mm
2.5x	340 mm	90 mm	110 mm
2.5x	420 mm	130 mm	180 mm
2.5x	520 mm	180 mm	260 mm
HRP: Recommended for micro-surgery for experienced loupe-users.			
3.5x	420 mm	65 mm	60 mm
4x	340 mm	50 mm	40 mm
6x	340 mm	40 mm	30 mm
HR-C: An ultra-compact alternative to the HR 2,5x Binocular Loupe for general use in surgical and dental applications.			
2.5x	340 mm	60 mm	110 mm
2.5x	420 mm	70 mm	140 mm
C 2.3: Recommended for dental laboratories.			
2.3x	340 mm	110 mm	120 mm
2.3x	450 mm	130 mm	190 mm

* Depth of field or "working distance range" for normal-sighted or corrected eyes with normal ability to accommodate, well-lit object.

**At nominal working distance.



HEINE S-Frame® spectacle frame/S-Guard® splash protection |
Perfect for HR, HRP, HR-C Binocular Loupes



- ↳ Exceptionally light
- ↳ Fits any shape of head or face
- ↳ Flip-up control for optics

The HEINE S-Frame® is a truly exceptional spectacle frame: virtually all of its parameters can be customized – making it the perfect fit for any head or face shape. It is ultra-light, pleasant to wear and can be combined with all new HR, HRP and HR-C Binocular Loupes. In the S-Guard version with splash protection goggles the S-Frame can be used with Professional L and Lightweight headbands.

- ↳ **Maximum comfort thanks to a modern, ergonomic design.** Pleasant spectacles that fit any shape of head or face perfectly for maximum wearer comfort. No pressure points, pinching or slipping of the frame
- ↳ **Customizable.** Mouldable in all directions, the adjustable temples made from KYNETIUM™ come with an anti-slip surface. Flexible mouldable and fixable nose piece with silicone overlay for maximum comfort and superlative stability. The nose pads are made from skin-friendly silicone and fit all nose and face shapes. They also prevent the spectacles from slipping.
- ↳ **Low weight (24 g).** Thanks to the use of high-tech materials.
- ↳ **State-of-the-art technologies and innovative materials.** The carbon frame, S-Frame temples made from aluminium alloy (KYNETIUM™) and magnesium result in a light weight while silicone ensures superb elasticity and titanium gives greater resilience.
- ↳ **Durable polycarbonate safety glass.** The protective lenses offer superlative splash protection, even when combined with a headband. The exchangeable lenses are available in two different sizes. They are scratch-resistant and deliver excellent visual sharpness.
- ↳ **Allows the use of prescription lenses.** Optional correction frames are also available for prescription lenses. Simple “ClipOn” attachment.
- ↳ **Flip-up control for optics.** The optics can be easily flipped up and down into the visual axis. The binocular LoupeBracket is compatible with all HR/HRP and HR-C Binocular Loupes.
- ↳ **Extensive accessories.** Lenses, cleaning fluid, nose pads, spare parts kit.



- ↳ **Rapid and simple adjustment of binocular loupes on the headband with the S-Guard splash protection.** Once set, the binocular loupe always stays in the ideal position. The fixed position of the binocular loupes on the S-Guard splash protection and the rigid connection between the headband and the nose pads ensure that the binocular loupes do not slip once their position has been set. The ergonomic nose pads also ensures a comfortable and secure position for the binocular loupe.

S-Frame* for HR-, HRP-, HR-C Binocular Loupes incl. retaining cord and cleaning fluid	C-000.32.301
S-Frame* for SIGMA 150 and 150M2 Indirect Ophthalmoscope incl. retaining cord and cleaning fluid	C-000.33.036
S-Guard* for Professional L headband with cleaning fluid	C-000.32.403
S-Guard* for Lightweight headband with cleaning fluid	C-000.32.401
S-Guard* for 3S LED HeadLight connection with cleaning fluid	J-000.31.351
S-Guard* for MD 1000 F.O. connection with cleaning fluid	J-000.31.241

* with spectacle lenses, large (lg).

HEINE HR® Binocular Loupes

HR Technology for an even bigger field of view



↳ Eyepieces individually-adjustable

↳ Crisp, clear images

↳ Super-Wide Field of view

HR Binocular Loupes with either 2x or 2,5x magnification are particularly recommended for dental surgery and endodontics.

- ↳ **The Brightest Image.** Our exclusive coating technology reduces light reflection to 0.3%, providing the brightest image of any comparable loupe.
- ↳ **The Crispest Image with Colour Correction.** State-of-the-art HEINE optics with achromatic lenses provide a standard for image clarity, crispness and colour compared with conventional Galilean loupes.
- ↳ **Super-Wide, Super-Deep Field of View.** Improvements in our HR (High Resolution) optical technology provide a super-wide, fully-useable, distortion-free field of view (up to 250 mm) and the greatest depth of field (up to 290 mm) to eliminate eye strain even over extended periods of use.
- ↳ **Dust- and Water-Resistant.** All HR loupes are dust- and water-resistant to IP65/IEC 60529 (2000) to ensure ease of cleaning/disinfection, and years of trouble-free use.
- ↳ **Flexibility for Precise Adjustment.** HEINE binocular loupes have independently adjustable optics left and right to select the exact inter-pupillary distance (PD). Conventional designs using a single adjuster are always a compromise. HR loupes can be adjusted precisely for each user for optimum optical performance by means of 4 different mounting positions on either frame or headband (with angled adaptor).
- ↳ **Super Light.** HR optics weigh only 42 grams for user-comfort even over extended periods.

- ↳ **2x Magnification:** Ideal for dental applications and general surgery, the 2x loupes provide our largest field of view and the best depth of field to ensure the image is in focus over an exceptionally-wide range.

Ideal for hygienists and dental surgical procedures.

- ↳ **2.5x Magnification:** The increase in magnification over 2x is greater than the figures suggest. HR 2.5x loupes offer an excellent balance between high magnification, field of view, depth of field, and ease of use. The 2.5x loupes are ideal for a wide range of applications such as dental, ophthalmic, cosmetic and reconstructive surgery. The HR 2.5x is our most popular model.

Ideal for surgery and dental surgical procedures.

Specifications

Magnification	2x	2x	2x	2x 340mm
Nominal working distance	340mm	420mm	520mm	250mm (close-up lenses)
Field of view dia.	>130mm	>190mm	>250mm	>90mm
Magnification	2.5x	2.5x	2.5x	2.5x 340mm
Nominal working distance	340mm	420mm	520mm	250mm (close-up lenses)
Field of view dia.	>90mm	>130mm	>180mm	>60mm



Wearing modes:

- ↳ **HEINE S-Frame®**
Innovative spectacle frame for HR, HRP, HR-C Binocular Loupes. Appealing and functional design. Can be customized to fit any shape of head and face.
- ↳ **HEINE Professional L® or Lightweight® headband with HEINE S-Guard®**
Rapid and simple adjustment of binocular loupes on the headband with the S-Guard splash protection. Once set, the binocular loupe always stays in the ideal position. The fixed position of the binocular loupes on the S-Guard splash protection and the rigid connection between the headband and the nose pads ensure that the binocular loupes do not slip once their position has been set. The ergonomic nose pads also ensure a comfortable and secure position for the binocular loupe.



HEINE HR® Binocular Loupe Sets

Set A Contents: Optics, S-Frame*, detachable protective lenses, 2 sterilisable swivel levers, retaining cord, cleaning fluid, carrying case.

Set B Contents: Optics, Professional L Headband, S-Guard splash protection*, detachable protective lenses, 2 sterilisable swivel levers, cleaning fluid.

Set C Contents: Optics, Lightweight Headband, S-Guard splash protection*, detachable protective lenses, 2 sterilisable swivel levers, cleaning fluid, carrying case.



Set A

* with spectacle lenses, large (lg).

Sets, Binocular Loupes with 2x magnification, ideal for general medicine, minor surgery and hygienists.



Set B

Set Configuration \ Working-distance	340mm	420mm	520mm
A	C-000.32.325	C-000.32.322	C-000.32.326
B	C-000.32.315	C-000.32.312	C-000.32.316
C	C-000.32.385	C-000.32.382	C-000.32.386
Optics only	C-000.32.505	C-000.32.502	C-000.32.506



Set C

Sets, Binocular Loupes with 2.5x magnification, ideal for surgery and dental applications.



Optics only

Set Configuration \ Working-distance	340mm	420mm	520mm
A	C-000.32.324	C-000.32.327	C-000.32.323
B	C-000.32.314	C-000.32.317	C-000.32.313
C	C-000.32.384	C-000.32.387	C-000.32.383
Optics only	C-000.32.504	C-000.32.507	C-000.32.503

HEINE HRP® Binocular Loupes

HRP Technology for highly-magnified crisp images



- ⌘ Ultra light S-Frame
- ⌘ Eyepieces individually-adjustable
- ⌘ Crisp, clear images
- ⌘ High magnification

HRP Binocular Loupes of 3.5x magnification or higher are recommended for fine surgical procedures where high magnification is necessary, for example in endodontal, vascular, neuro, and intricate orthopedic surgery and for experienced users. HRP loupes have been designed to provide the largest field of view and best depth of field possible for each magnification. Please note that the field of view and depth of field will decrease as magnification increases making higher-magnification loupes more difficult to get accustomed to.

- ⌘ **Prismatic Optics.** Only top-quality, precision glass prisms are used to provide the highest resolution and clearest, crispest images over the entire field of view "edge-to-edge".
- ⌘ **The Brightest Image in Perfect Colour.** Our exclusive coating technology reduces light reflection to 0.3% allowing for optimum light transmission, and ensuring perfect colour reproduction for brilliant, 3-dimensional images.
- ⌘ **Compact Design.** Although the higher magnification requires a more complex design, the weight of the HRP loupes has been minimized. The 3.5x and 4x optics weigh only 78 g, the 6x weighs only 89 g. The headband mounting option is an ideal way to eliminate any weight concerns for those users not accustomed to wearing any type of glasses or spectacles.
- ⌘ **Dust- and Water-Resistant.** All HRP loupes are dust- and water-resistant to IP65/ IEC 60529 (2000) to ensure ease of cleaning/disinfection, and years of trouble-free use.
- ⌘ **Flexibility for Precise Adjustment.** HRP loupes have independently-adjustable optics for selecting the exact inter-pupillary distance (PD). HRP loupes can be adjusted precisely for each user for optimum optical performance by means of 4 different mounting positions on either frame or headband (with angled adaptor).
- ⌘ **Field of View at High Magnification.** Advanced optical design ensures a wide field of view and a great depth of field even at high magnification, avoiding eye strain over extended periods of use.
- ⌘ **3.5x Magnification:** 3.5x magnification makes the HRP 3.5x loupes ideal for intricate surgical procedures, while still giving an excellent field of view and good depth of focus. The 420 mm working distance is best suited for applications where the **user is standing up**.
- ⌘ **4.0x Magnification:** 4.0x loupes provide magnification for most advanced **micro-surgical and dental applications** yet still offer a large 50mm field of view. The 340mm working distance is ideal for applications where the user is in a sitting position.
- ⌘ **6.0x Magnification:** Here the focus is on maximum magnification, with a 40mm field of view. The 340 mm working distance is ideal for applications where the user is in a **stable, sitting position**.

Specifications

	3.5x	4x	6x
Magnification	3.5x	4x	6x
Nominal working distance	420 mm	340 mm	340 mm
Field of view dia.	>65 mm	>50 mm	>40 mm

Wearing modes:

- ⌘ **HEINE S-Frame®**
Innovative spectacle frame for HR, HRP, HR-C Binocular Loupes. Appealing and functional design. Can be customized to fit any shape of head and face.
- ⌘ **HEINE Professional L® or Lightweight® headband with HEINE S-Guard®**
Rapid and simple adjustment of binocular loupes on the headband with the S-Guard splash protection. Once set, the binocular loupe always stays in the ideal position. The fixed position of the binocular loupes on the S-Guard splash protection and the rigid connection between the headband and the nose pads ensure that the binocular loupes do not slip once their position has been set. The ergonomic nose pads also ensure a comfortable and secure position for the binocular loupe.





HEINE HRP® Binocular Loupe Sets

Set A Contents: Optics, S-Frame*, detachable protective lenses, 2 sterilisable swivel levers, retaining cord, cleaning fluid, carrying case.


Set B Contents: Optics, Professional L Headband, S-Guard splash protection*, detachable protective lenses, 2 sterilisable swivel levers, cleaning fluid.

Set C Contents: Optics, Lightweight Headband, S-Guard splash protection*, detachable protective lenses, 2 sterilisable swivel levers, cleaning fluid, carrying case.


* with spectacle lenses, large (lg).



Set A



Set B



Set C



Optics only

Sets, Binocular Loupes with 3.5 x magnification.

Set Configuration \ Working distance	340mm	420mm
A	—	C-000.32.423
B	—	C-000.32.413
C	—	C-000.32.492
Optics only	—	C-000.32.703

Sets, Binocular Loupes with 4 x magnification.

Set Configuration \ Working distance	340mm	420mm
A	C-000.32.425	—
B	C-000.32.415	—
C	C-000.32.494	—
Optics only	C-000.32.705	—

Sets, Binocular Loupes with 6 x magnification.

Set Configuration \ Working distance	340mm	420mm
A	C-000.32.426	—
B	C-000.32.416	—
C	C-000.32.497	—
Optics only	C-000.32.706	—

HEINE HR-C® Binocular Loupes

Super-compact and lightweight Binocular Loupe

Particularly recommended for general dental use and surgery.

- ∴ **Colour Correction and excellent Depth of Focus.** HR (high resolution) – chromatic optics with exclusive multi-coating technology for the brightest, crispest images.
- ∴ **Super Light Weight (45g including frame).** Greatest user-comfort over extended periods.
- ∴ **Modern, Compact Design.** The advanced, compact, and functional design makes it easy to look past the optics when an unmagnified view is preferred.
- ∴ **Precise Optical Adjustment.** HEINE binocular loupes have independently-adjustable optics left and right to adjust the exact inter-pupillary distance (PD), and a 3-link adjustable mounting arm.
- ∴ **Water- and Dust-Resistant.** The loupes are water and dust resistant according to [IP65/IEC 60529 (2000)], ensuring ease of cleaning/disinfection.



∴ Eyepieces individually-adjustable

∴ Exceptionally light

Specifications	HR-C 2.5x/340 mm	HR-C 2.5x/ 420 mm
Magnification	2.5x	2.5x
Working distance	340 mm	420 mm
Field of view dia.	60 mm	70 mm
Weight with frame	50g	50g
Depth of Field	110 mm	140 mm



HR-C Binocular Loupe Sets with S-Frame / S-Guard

incl. 2 sterilisable swivel levers, retaining cord and cleaning fluid

2.5x/340 mm with S-Frame* in case	C-000.32.290
2.5x/420 mm with S-Frame* in case	C-000.32.291

2.5x/340 mm with headband Lightweight and S-Guard* in case	C-000.32.293
2.5x/420 mm with headband Lightweight and S-Guard* in case	C-000.32.294

Optics HR-C 2.5x/340 mm only	C-000.32.265
Optics HR-C 2.5x/ 420 mm only	C-000.32.266

Case	C-000.32.530
------	--------------

* with spectacle lenses, large (lg).

Wearing modes:

- ∴ **HEINE S-Frame®**
Innovative spectacle frame for HR, HRP, HR-C Binocular Loupes. Appealing and functional design. Can be customized to fit any shape of head and face.
- ∴ **HEINE Lightweight® headband with HEINE S-Guard®**
Rapid and simple adjustment of binocular loupes on the headband with the S-Guard splash protection. Once set, the binocular loupe always stays in the ideal position. The fixed position of the binocular loupes on the S-Guard splash protection and the rigid connection between the headband and the nose pads ensure that the binocular loupes do not slip once their position has been set. The ergonomic nose pads also ensure a comfortable and secure position for the binocular loupe.





Accessories for HEINE S-Frame®/HEINE S-Guard®



S-Frame retaining cord	C-000.32.305
S-Frame replacement part set with side rubbers, nose pads (2 pairs) and screw	C-000.32.308
Correction frame for corrective lenses	C-000.32.309
Spectacle lenses, large (lg), 1 pair	C-000.32.306
Spectacle lenses, small (sm), 1 pair	C-000.32.307
Cleaning fluid for lenses, 2 packs	C-000.32.542

Headbands for HEINE HR®, HRP® and HR-C® Binocular Loupes



Professional L Headband

Highly-recommended for HRP prismatic loupes. Adjustable for height and width so that a comfortable fit is always assured. In this way the headband can be customized to fit one or more users perfectly.

- ✦ **Optics** can be swung out of the line of sight and returned to the original position in one easy movement.
- ✦ **Lets you combine the magnification optics** with your own glasses if preferred.
- ✦ **Comfortable head cushions front and back.** Fits any head shape.
- ✦ **Elongated optics mount for increased downward viewing angle (as far as 30°).** Ergonomic, upright posture for the examiner.

Professional Headband L (without optics / without S-Guard splash protection)	C-000.32.549
Professional Headband L with S-Guard splash protection (without optics)	C-000.32.406



Lightweight Headband

HEINE Lightweight Headband suitable for HR and HR-C loupes. Weighs only 160 g.

- ✦ **Adjustable optics** can be swivelled out of the line of sight.
- ✦ **Optics can be combined with your own glasses if preferred.**
- ✦ **Adjustable for width.**
- ✦ **Soft rubber headband for maximum comfort.**

Lightweight Headband (without optics / without S-Guard splash protection)	C-000.32.516
Lightweight Headband with S-Guard splash protection (without optics)	C-000.32.405

Accessories for HEINE HR®, HRP® and HR-C® Binocular Loupes



Universal Clip for HR and HR-C Binocular Loupes

Fits any spectacles.

Can be used by various examiners.

C-000.32.518

Close-up Lenses for HR Binocular Loupes

These give a working distance of 250 mm with the HR 2x/340mm and the 2.5x/340mm. A simple push – fit to the standard optics.

Close-up Lenses in case

for HR 2x/340mm	C-000.32.521
for HR 2.5x/340mm	C-000.32.523

Accessories for HEINE HR®, HRP® and HR-C Loupes



Detachable Protective Lenses

to protect the optics of the **HR** Binocular Loupes (5 pair). **C-000.32.537**

Detachable Protective Lenses

to protect the optics of the **HRP** Binocular Loupes. **C-000.32.027**

Sterilisable Swivel Levers

The examiner can adjust the angle of the optics without touching them. (2 pieces)

For HR/HRP Binocular Loupes **C-000.32.524**

For HR-C Binocular Loupes (not shown) **C-000.32.299**

Case

For Binocular Loupes-Sets A and HR-C **C-000.32.530**

HEINE Dental Adaptor for a viewing direction from 0 to 35°



Angle of declination without adaptor up to 20°



Angle of declination with adaptor up to 35°

Only for HR and HRP Binocular Loupes.

The angle at which your loupe optics are mounted to the frame is variable. The preferred viewing angle, or angle of declination is extremely important in preventing neck and back strain due to poor posture.

- ∴ **The standard mounting system** offers a maximum angle of declination of 20 degrees to reduce back and neck strain in most applications.
- ∴ **With the optional Dental Adaptor** the maximum angle of declination is increased to 35 degrees.

Dental Adaptor **C-000.32.528**



HEINE LED LoupeLight®

Compact LED LoupeLight, ideal for surgical and dental applications



- ↳ Ultra light
- ↳ Shadowless illumination

- ↳ **Advanced LED Technology.** White, homogenous light, ideal for all surgical and dental applications.
- ↳ **Coaxial Illumination.** For shadowless illumination of small cavities.
- ↳ **Super-Light.** Weighing only 12 g for greatest user-comfort over extended periods.
- ↳ **Powered by 2.5 V or 3.5 V HEINE battery or rechargeable handle.** Fully portable.
- ↳ **Adjustable for a Variety of Working Angles.** Optimal positioning of light.
- ↳ **Reduced UV Component.** Ideal for dental applications. Brightness can also be controlled/reduced when working with UV-sensitive materials.
- ↳ **Long life LED Technology.** Virtually service-free.
- ↳ **Water-Resistant.** Water-resistant to ensure ease of cleaning/disinfection.
- ↳ **Compatibility.** Compatible with all BETA battery handles, rechargeable handles and HR, HRP, HR-C and C 2.3 K Binocular Loupes.
- ↳ **Operating Time:** 1.5 hours with 3.5V NiMH rechargeable handle.
3.5 hours with 3.5V Li-ion rechargeable handle.
- ↳ **Classification** 1M per EN60825-1.

LED LoupeLight

for C 2.3 K Binocular Loupes, 2.5V/3.5V	C-008.32.235
for HR, HRP and HR-C Binocular Loupes, 2.5 V/3.5V	C-008.32.541

Power Sources	2.5 V	3.5 V
BETA battery handle	X-001.99.118	
BETA R rechargeable handle		X-002.99.376
BETA TR rechargeable handle incl. transformer		X-002.99.384
BETA NT rechargeable handle and NT 200 charger		X-002.99.420
BETA SLIM rechargeable handle		X-002.99.471
BETA SLIM rechargeable handle and NT 200 charger		X-002.99.470
BETA Belt Clip		X-000.99.008



Please note: BETA 3.5V rechargeable handles can be supplied with a Lithium battery (**X-007.99.381**) with increased capacity and no memory effect at extra cost. Please specify when ordering.



LED LoupeLight mounted on HR-C Binocular Loupe with S-Frame spectacle frame

HEINE C 2.3® Binocular Loupes

The cost-effective all-purpose loupe



C 2.3

- Ideal for dental laboratories.
- ✦ **Crisp, clear images.** Multi-coated, scratch-resistant silica glass lenses produce crisp, clear images.
 - ✦ **Flexibility for precise adjustment.** Independently adjustable PD controls ensure precise alignment of the optics.
 - ✦ **Low profile design.** Compact, low profile optics allow the user to easily look over the loupes for non-magnified view.
 - ✦ **Super lightweight and comfortable – only 46 g.** Flexible coil temples wrap-around to fit the users anatomy securely and comfortably. Spring-loaded temples will adjust to the user's anatomy. Light weight metal frame.
 - ✦ **The ideal all-purpose loupe.** The feather-light weight, low-profile design and low cost of the C 2.3 loupe make it the ideal all-purpose loupe.
 - ✦ **Working distance.** 340mm or 450 mm (13 or 18 inches).

Specifications	C 2.3/340	C 2.3/450
Magnification	2.3x	2.3x
Working distance	340 mm (13 in)	450 mm (18 in)
Field of view dia.	110 mm (4 in)	130 mm (5 in)
Weight	46 g	46 g



C 2.3K

C 2.3/340 mm

User's refractive error/
Effective working distance

+2	440 mm
+1	390 mm
0	340 mm
-1	300 mm
-2	270 mm

C 2.3/450 mm

User's refractive error/
Effective working distance

+2	670 mm
+1	560 mm
0	450 mm
-1	420 mm
-2	370 mm

Important information for those who wear glasses:

The C 2.3K Series loupe can also be worn without the use of spectacles. Should you prefer to examine without glasses, the charts illustrate how your refractive error will affect the loupe working distance. If you are unsure of your prescription, please consult your eye care provider.

C 2.3/C 2.3K Binocular Loupes

C 2.3/340 Loupe in case	C-000.32.039
C 2.3/450 Loupe in case	C-000.32.202
C 2.3K/340 Headband loupe in case	C-000.32.230
C 2.3K/450 Headband loupe in case	C-000.32.231

Accessories

C 2.3/C 2.3K Binocular Loupe Accessories



Protective case
for the C 2.3 loupes and accessories

C-000.32.038



Detachable protective lenses for C 2.3 and C 2.3K.
To protect the optics of the C 2.3 and C 2.3K loupes.
Can be sterilized by conventional methods

C-000.32.097